


## American International Institute of Medical Sciences

### Department Wise Summary - Oct/2019


Department Name	OPD	Admissions	Discharge	Deaths	Major Surgeries	Minor Surgeries
General Surgery	5067	598	581	2	279	322
Orthopaedic	3015	363	353		101	117
Paediatrics	3309	502	490			
ENT	2331	95	93		42	105
Obs & Gynae	2860	416	397		116	136
Ophthalmology	2182	108	107		70	93
Dermatology	2390	80	78			
General Medicine	5900	1319	1323	2		
Dental	2283	3	4			91
Psychiatry	1548	58	58			
TB & Chest	2207	104	101			
Casualty & Trauma	3619	2	1	1		208
<b>Total</b>	<b>36711</b>	<b>3648</b>	<b>3586</b>	<b>5</b>	<b>608</b>	<b>1072</b>

  
**MEDICAL SUPERINTENDENT**  
**GBH General Hospital and**  
**GBH Memorial Cancer Hospital**  
**AIIMS, Udaipur (Raj.)**

<b>American International Institute of Medical Sciences</b>					
<b>OPD Data (New Registration &amp; Follow-ups) - Oct/2019</b>					
	<b>Department</b>	<b>New</b>	<b>Follow-ups</b>	<b>Total</b>	<b>Average</b>
1	General Surgery	3550	1517	5067	202.68
2	Orthopaedic	1999	1016	3015	120.60
3	Paediatrics	2333	976	3309	132.36
4	ENT	1357	974	2331	93.24
5	Obs & Gynae	1875	985	2860	114.40
6	Ophthalmology	1229	953	2182	87.28
7	Dermatology	1442	948	2390	95.60
8	General Medicine	4321	1579	5900	236.00
9	Dental	1345	938	2283	91.32
10	Psychiatry	924	624	1548	61.92
11	TB & Chest	1395	812	2207	88.28
	<b>Total</b>	<b>21770</b>	<b>11322</b>	<b>33092</b>	<b>1323.68</b>

<b>Casualty Date</b>	
Casualty & Trauma	<b>3619</b>

<b>OPD Days</b>	
Total Days	<b>31</b>
Holidays	<b>6</b>
OPD Days	<b>25</b>

  
**MEDICAL SUPERINTENDENT**  
**GBH General Hospital and**  
**GBH Memorial Cancer Hospital**  
**AIIMS, Udaipur (Raj.)**

**American International Institute of Medical Sciences**


**IPD Data (Admissions / Discharges / Bed Occupancy / Deaths) - Oct/2019**

<b>Admissions Summary</b>			
	<b>Department</b>	<b>Admissions</b>	<b>Average</b>
1	General Surgery	598	19.29
2	Orthopaedic	363	11.71
3	Paediatrics	502	16.19
4	ENT	95	3.06
5	Obs & Gynae	416	13.42
6	Ophthalmology	108	3.48
7	Dermatology	80	2.58
8	General Medicine	1319	42.55
9	Dental	3	0.10
10	Psychiatry	58	1.87
11	TB & Chest	104	3.35
12	Casualty	2	0.06
	<b>Total</b>	<b>3648</b>	<b>117.68</b>

<b>Discharge Summary</b>			
	<b>Department</b>	<b>Discharges</b>	<b>Average</b>
1	General Surgery	581	18.74
2	Orthopaedic	353	11.39
3	Paediatrics	490	15.81
4	ENT	93	3.00
5	Obs & Gynae	397	12.81
6	Ophthalmology	107	3.45
7	Dermatology	78	2.52
8	General Medicine	1323	42.68
9	Dental	4	0.13
10	Psychiatry	58	1.87
11	TB & Chest	101	3.26
12	Casualty	1	0.03
	<b>Total</b>	<b>3586</b>	<b>115.68</b>

<b>Bed Occupancy</b>		
	<b>Department</b>	<b>Avg Occupancy</b>
1	General Surgery	78.37
2	Orthopaedic	81.25
3	Paediatrics	78.14
4	ENT	93.55
5	Obs & Gynae	78.64
6	Ophthalmology	86.02
7	Dermatology	81.08
8	General Medicine	84.47
9	Psychiatry	82.58
10	TB & Chest	84.84
	<b>Average Occupancy</b>	<b>82.89</b>

<b>Total Deaths</b>	<b>5</b>
---------------------	----------

  
**MEDICAL SUPERINTENDENT**  
**GBH General Hospital and**  
**GBH Memorial Cancer Hospital**  
**AIIMS, Udaipur (Raj.)**


**American International Institute of Medical Sciences**

**Surgery & Delivery Data - Oct/2019**

<b>Major Surgery</b>			
	<b>Department</b>	<b>Major</b>	<b>Average</b>
1	<b>General Surgery</b>	279	9.00
2	<b>ENT</b>	42	1.35
3	<b>Ophthalmology</b>	70	2.26
4	<b>Othropedics</b>	101	3.26
5	<b>Obs &amp; Gynea</b>	116	3.74
	<b>Total</b>	<b>608</b>	<b>19.61</b>

<b>Minor Surgery</b>			
	<b>Department</b>	<b>Minor</b>	<b>Average</b>
1	<b>General Surgery</b>	322	10.39
2	<b>ENT</b>	105	3.39
3	<b>Ophthalmology</b>	93	3.00
4	<b>Othropedics</b>	117	3.77
5	<b>Obs &amp; Gynea</b>	136	4.39
6	<b>Casualty</b>	208	6.71
7	<b>Dental</b>	91	2.94
	<b>Total</b>	<b>1072</b>	<b>34.58</b>


<b>Delivery</b>			
	<b>Department</b>	<b>Delivery</b>	<b>Average</b>
1	<b>Normal Delivery</b>	60	1.94
2	<b>LSCS</b>	36	1.16
	<b>Total</b>	<b>96</b>	<b>3.10</b>

  
**MEDICAL SUPERINTENDENT**  
**GBH General Hospital and**  
**GBH Memorial Cancer Hospital**  
**AIIMS, Udaipur (Raj.)**

**American International Institute of Medical Sciences**


**Radiology & ECG Data - Oct/2019**

		Total	Average
1	X-Ray	7794	251.42
2	Special X-Ray	159	5.13
3	Mamography	45	1.45
4	USG	2426	78.26
5	ECG	2760	89.03
6	CT Scan	228	7.35

  
MEDICAL SUPERINTENDENT  
GBH General Hospital and  
GBH Memorial Cancer Hospital  
AIIMS, Udaipur (Raj.)

<b>American International Institute of Medical Sciences</b>				
<b>Pathology Summary - Oct/2019</b>				
	<b>OPD + EMR</b>	<b>IPD</b>	<b>Total</b>	<b>Average</b>
<b>Microbiology</b>	6104	7394	<b>13498</b>	<b>435.42</b>
<b>Biochemistry</b>	29281	16518	<b>45799</b>	<b>1477.39</b>
<b>Clinical Pathology</b>	16517	10325	<b>26842</b>	<b>865.87</b>
<b>Haematology</b>	45060	43758	<b>88818</b>	<b>2865.10</b>
<b>Histopathology</b>	41	204	<b>245</b>	<b>7.90</b>
<b>Cytopathology</b>	183	91	<b>274</b>	<b>8.84</b>
<b>Serology</b>	2295	595	<b>2890</b>	<b>93.23</b>

<b>Microbiology Details</b>	<b>OPD + EMR</b>	<b>IPD</b>	<b>Total</b>	<b>Average</b>
<b>IMMUNOLOGY</b>	1144	702	<b>1846</b>	<b>59.55</b>
<b>MYCOLOGY</b>	76	22	<b>98</b>	<b>3.16</b>
<b>PARASITOLOGY</b>	1554	753	<b>2307</b>	<b>74.42</b>
<b>AFB STAINING</b>	36	262	<b>298</b>	<b>9.61</b>
<b>BACTERIOLOGY</b>	1378	216	<b>1594</b>	<b>51.42</b>
<b>VIROLOGY</b>	1916	5439	<b>7355</b>	<b>237.26</b>
<b>Total</b>	<b>6104</b>	<b>7394</b>	<b>13498</b>	<b>435.42</b>

  
**MEDICAL SUPERINTENDENT**  
**GBH General Hospital and**  
**GBH Memorial Cancer Hospital**  
**AIIMS, Udaipur (Raj.)**