


## American International Institute of Medical Sciences

### Department Wise Summary - Jun/2019


Department Name	OPD	Admissions	Discharge	Deaths	Major Surgeries	Minor Surgeries
General Surgery	4354	415	422		319	280
Orthopaedic	2869	279	283		140	108
Paediatrics	2703	346	342			
ENT	2277	78	80		58	83
Obs & Gynae	2674	387	386		115	123
Ophthalmology	2241	77	78		54	102
Dermatology	2414	65	65			
General Medicine	4686	1044	1061	5		
Dental	2164	0	0			77
Psychiatry	1299	56	55			
TB & Chest	2094	89	86			
Casualty & Trauma	2322	0	0			212
<b>Total</b>	<b>32097</b>	<b>2836</b>	<b>2858</b>	<b>5</b>	<b>686</b>	<b>985</b>

  
**MEDICAL SUPERINTENDENT**  
**GBH General Hospital and**  
**GBH Memorial Cancer Hospital**  
**AIIMS, Udaipur (Raj.)**

<b>American International Institute of Medical Sciences</b>					
<b>OPD Data (New Registration &amp; Follow-ups) - Jun/2019</b>					
	<b>Department</b>	<b>New</b>	<b>Follow-ups</b>	<b>Total</b>	<b>Average</b>
1	General Surgery	3045	1309	4354	174.16
2	Orthopaedic	1762	1107	2869	114.76
3	Paediatrics	1698	1005	2703	108.12
4	ENT	1243	1034	2277	91.08
5	Obs & Gynae	1772	902	2674	106.96
6	Ophthalmology	1233	1008	2241	89.64
7	Dermatology	1372	1042	2414	96.56
8	General Medicine	3345	1341	4686	187.44
9	Dental	1156	1008	2164	86.56
10	Psychiatry	699	600	1299	51.96
11	TB & Chest	1171	923	2094	83.76
	<b>Total</b>	<b>18496</b>	<b>11279</b>	<b>29775</b>	<b>1191.00</b>

<b>Casualty Date</b>	
Casualty & Trauma	<b>2322</b>

<b>OPD Days</b>	
Total Days	<b>30</b>
Holidays	<b>5</b>
OPD Days	<b>25</b>

  
**MEDICAL SUPERINTENDENT**  
**GBH General Hospital and**  
**GBH Memorial Cancer Hospital**  
**AIIMS, Udaipur (Raj.)**

**American International Institute of Medical Sciences**


**IPD Data (Admissions / Discharges / Bed Occupancy / Deaths) - Jun/2019**

<b>Admissions Summary</b>			
	<b>Department</b>	<b>Admissions</b>	<b>Average</b>
1	General Surgery	415	13.83
2	Orthopaedic	279	9.30
3	Paediatrics	346	11.53
4	ENT	78	2.60
5	Obs & Gynae	387	12.90
6	Ophthalmology	77	2.57
7	Dermatology	65	2.17
8	General Medicine	1044	34.80
9	Dental	0	0.00
10	Psychiatry	56	1.87
11	TB & Chest	89	2.97
12	Casualty	0	0.00
	<b>Total</b>	<b>2836</b>	<b>94.53</b>

<b>Discharge Summary</b>			
	<b>Department</b>	<b>Discharges</b>	<b>Average</b>
1	General Surgery	422	14.07
2	Orthopaedic	283	9.43
3	Paediatrics	342	11.40
4	ENT	80	2.67
5	Obs & Gynae	386	12.87
6	Ophthalmology	78	2.60
7	Dermatology	65	2.17
8	General Medicine	1061	35.37
9	Dental	0	0.00
10	Psychiatry	55	1.83
11	TB & Chest	86	2.87
12	Casualty	0	0.00
	<b>Total</b>	<b>2858</b>	<b>95.27</b>

<b>Bed Occupancy</b>		
	<b>Department</b>	<b>Avg Occupancy</b>
1	General Surgery	77.71
2	Orthopaedic	77.74
3	Paediatrics	76.37
4	ENT	84.67
5	Obs & Gynae	77.04
6	Ophthalmology	80.00
7	Dermatology	82.22
8	General Medicine	78.84
9	Psychiatry	81.56
10	TB & Chest	76.50
	<b>Average Occupancy</b>	<b>79.27</b>

<b>Total Deaths</b>	<b>5</b>
---------------------	----------

  
**MEDICAL SUPERINTENDENT**  
**GBH General Hospital and**  
**GBH Memorial Cancer Hospital**  
**AIIMS, Udaipur (Raj.)**


**American International Institute of Medical Sciences**

**Surgery & Delivery Data - Jun/2019**

<b>Major Surgery</b>			
	<b>Department</b>	<b>Major</b>	<b>Average</b>
1	<b>General Surgery</b>	319	10.63
2	<b>ENT</b>	58	1.93
3	<b>Ophthalmology</b>	54	1.80
4	<b>Othropedics</b>	140	4.67
5	<b>Obs &amp; Gynea</b>	115	3.83
	<b>Total</b>	<b>686</b>	<b>22.87</b>

<b>Minor Surgery</b>			
	<b>Department</b>	<b>Minor</b>	<b>Average</b>
1	<b>General Surgery</b>	280	9.33
2	<b>ENT</b>	83	2.77
3	<b>Ophthalmology</b>	102	3.40
4	<b>Othropedics</b>	108	3.60
5	<b>Obs &amp; Gynea</b>	123	4.10
6	<b>Casualty</b>	212	7.07
7	<b>Dental</b>	77	2.57
	<b>Total</b>	<b>985</b>	<b>32.83</b>


<b>Delivery</b>			
	<b>Department</b>	<b>Delivery</b>	<b>Average</b>
1	<b>Normal Delivery</b>	55	1.83
2	<b>LSCS</b>	26	0.87
	<b>Total</b>	<b>81</b>	<b>2.70</b>

  
**MEDICAL SUPERINTENDENT**  
**GBH General Hospital and**  
**GBH Memorial Cancer Hospital**  
**AIIMS, Udaipur (Raj.)**

**American International Institute of Medical Sciences**


**Radiology & ECG Data - Jun/2019**

		Total	Average
1	X-Ray	5367	178.90
2	Special X-Ray	239	7.97
3	Mamography	49	1.63
4	USG	2255	75.17
5	ECG	2249	74.97
6	CT Scan	177	5.90

  
MEDICAL SUPERINTENDENT  
GBH General Hospital and  
GBH Memorial Cancer Hospital  
AIIMS, Udaipur (Raj.)

<b>American International Institute of Medical Sciences</b>				
<b>Pathology Summary - Jun/2019</b>				
	<b>OPD + EMR</b>	<b>IPD</b>	<b>Total</b>	<b>Average</b>
<b>Microbiology</b>	4748	4555	<b>9303</b>	<b>310.10</b>
<b>Biochemistry</b>	32215	14023	<b>46238</b>	<b>1541.27</b>
<b>Clinical Pathology</b>	18110	7669	<b>25779</b>	<b>859.30</b>
<b>Haematology</b>	36100	33866	<b>69966</b>	<b>2332.20</b>
<b>Histopathology</b>	27	233	<b>260</b>	<b>8.67</b>
<b>Cytopathology</b>	201	107	<b>308</b>	<b>10.27</b>
<b>Serology</b>	2429	425	<b>2854</b>	<b>95.13</b>

<b>Microbiology Details</b>	<b>OPD + EMR</b>	<b>IPD</b>	<b>Total</b>	<b>Average</b>
<b>IMMUNOLOGY</b>	719	334	<b>1053</b>	<b>35.10</b>
<b>MYCOLOGY</b>	82	47	<b>129</b>	<b>4.30</b>
<b>PARASITOLOGY</b>	1323	525	<b>1848</b>	<b>61.60</b>
<b>AFB STAINING</b>	69	253	<b>322</b>	<b>10.73</b>
<b>BACTERIOLOGY</b>	1747	93	<b>1840</b>	<b>61.33</b>
<b>VIROLOGY</b>	808	3303	<b>4111</b>	<b>137.03</b>
<b>Total</b>	<b>4748</b>	<b>4555</b>	<b>9303</b>	<b>310.10</b>

  
**MEDICAL SUPERINTENDENT**  
**GBH General Hospital and**  
**GBH Memorial Cancer Hospital**  
**AIIMS, Udaipur (Raj.)**