


**American International Institute of Medical Sciences**

**Department Wise Summary - Jan/2020**


<b>Department Name</b>	<b>OPD</b>	<b>Admissions</b>	<b>Discharge</b>	<b>Deaths</b>	<b>Major Surgeries</b>	<b>Minor Surgeries</b>
General Surgery	4778	447	426		309	333
Orthopaedic	3180	304	297	1	147	123
Paediatrics	3259	359	363			
ENT	2436	67	63		38	111
Obs & Gynae	3034	380	376		115	147
Ophthalmology	2380	88	92		67	95
Dermatology	2686	63	65			
General Medicine	5756	1163	1148	3		
Dental	2260	0	0			105
Psychiatry	1459	65	65			
TB & Chest	2153	91	85			
Casualty & Trauma	2394	4	2	1		173
<b>Total</b>	<b>35775</b>	<b>3031</b>	<b>2982</b>	<b>5</b>	<b>676</b>	<b>1087</b>

  
**MEDICAL SUPERINTENDENT**  
**GBH General Hospital and**  
**GBH Memorial Cancer Hospital**  
**AIIMS, Udaipur (Raj.)**

<b>American International Institute of Medical Sciences</b>					
<b>OPD Data (New Registration &amp; Follow-ups) - Jan/2020</b>					
	<b>Department</b>	<b>New</b>	<b>Follow-ups</b>	<b>Total</b>	<b>Average</b>
1	General Surgery	3140	1638	4778	176.96
2	Orthopaedic	2072	1108	3180	117.78
3	Paediatrics	2199	1060	3259	120.70
4	ENT	1401	1035	2436	90.22
5	Obs & Gynae	1980	1054	3034	112.37
6	Ophthalmology	1353	1027	2380	88.15
7	Dermatology	1641	1045	2686	99.48
8	General Medicine	4067	1689	5756	213.19
9	Dental	1256	1004	2260	83.70
10	Psychiatry	798	661	1459	54.04
11	TB & Chest	1254	899	2153	79.74
	<b>Total</b>	<b>21161</b>	<b>12220</b>	<b>33381</b>	<b>1236.33</b>

<b>Casualty Date</b>	
Casualty & Trauma	<b>2394</b>

<b>OPD Days</b>	
Total Days	<b>31</b>
Holidays	<b>4</b>
OPD Days	<b>27</b>

  
**MEDICAL SUPERINTENDENT**  
 GBH General Hospital and  
 GBH Memorial Cancer Hospital  
 AIIMS, Udaipur (Raj.)

**American International Institute of Medical Sciences**

**IPD Data (Admissions / Discharges / Bed Occupancy / Deaths) - Jan/2020**

<b>Admissions Summary</b>			
	<b>Department</b>	<b>Admissions</b>	<b>Average</b>
1	General Surgery	447	14.42
2	Orthopaedic	304	9.81
3	Paediatrics	359	11.58
4	ENT	67	2.16
5	Obs & Gynae	380	12.26
6	Ophthalmology	88	2.84
7	Dermatology	63	2.03
8	General Medicine	1163	37.52
9	Dental	0	0.00
10	Psychiatry	65	2.10
11	TB & Chest	91	2.94
12	Casualty	4	0.13
	<b>Total</b>	<b>3031</b>	<b>97.77</b>

<b>Discharge Summary</b>			
	<b>Department</b>	<b>Discharges</b>	<b>Average</b>
1	General Surgery	426	13.74
2	Orthopaedic	297	9.58
3	Paediatrics	363	11.71
4	ENT	63	2.03
5	Obs & Gynae	376	12.13
6	Ophthalmology	92	2.97
7	Dermatology	65	2.10
8	General Medicine	1148	37.03
9	Dental	0	0.00
10	Psychiatry	65	2.10
11	TB & Chest	85	2.74
12	Casualty	2	0.06
	<b>Total</b>	<b>2982</b>	<b>96.19</b>

<b>Bed Occupancy</b>		
	<b>Department</b>	<b>Avg Occupancy</b>
1	General Surgery	78.34
2	Orthopaedic	77.89
3	Paediatrics	76.95
4	ENT	86.45
5	Obs & Gynae	79.39
6	Ophthalmology	82.15
7	Dermatology	82.80
8	General Medicine	80.09
9	Psychiatry	81.72
10	TB & Chest	82.10
	<b>Average Occupancy</b>	<b>80.79</b>

<b>Total Deaths</b>	<b>5</b>
---------------------	----------

  
**MEDICAL SUPERINTENDENT**  
 GBH General Hospital and  
 GBH Memorial Cancer Hospital  
 AIIMS, Udaipur (Raj.)


**American International Institute of Medical Sciences**

**Surgery & Delivery Data - Jan/2020**

<b>Major Surgery</b>			
	<b>Department</b>	<b>Major</b>	<b>Average</b>
1	<b>General Surgery</b>	309	9.97
2	<b>ENT</b>	38	1.23
3	<b>Ophthalmology</b>	67	2.16
4	<b>Othropedics</b>	147	4.74
5	<b>Obs &amp; Gynea</b>	115	3.71
	<b>Total</b>	<b>676</b>	<b>21.81</b>

<b>Minor Surgery</b>			
	<b>Department</b>	<b>Minor</b>	<b>Average</b>
1	<b>General Surgery</b>	333	10.74
2	<b>ENT</b>	111	3.58
3	<b>Ophthalmology</b>	95	3.06
4	<b>Othropedics</b>	123	3.97
5	<b>Obs &amp; Gynea</b>	147	4.74
6	<b>Casualty</b>	173	5.58
7	<b>Dental</b>	105	3.39
	<b>Total</b>	<b>1087</b>	<b>35.06</b>


<b>Delivery</b>			
	<b>Department</b>	<b>Delivery</b>	<b>Average</b>
1	<b>Normal Delivery</b>	43	1.39
2	<b>LSCS</b>	26	0.84
	<b>Total</b>	<b>69</b>	<b>2.23</b>

  
**MEDICAL SUPERINTENDENT**  
**GBH General Hospital and**  
**GBH Memorial Cancer Hospital**  
**AIIMS, Udaipur (Raj.)**

**American International Institute of Medical Sciences**


**Radiology & ECG Data - Jan/2020**

		Total	Average
1	<b>X-Ray</b>	5668	182.84
2	<b>Special X-Ray</b>	168	5.42
3	<b>Mamography</b>	49	1.58
4	<b>USG</b>	2276	73.42
5	<b>ECG</b>	2511	81.00
6	<b>CT Scan</b>	264	8.52

  
MEDICAL SUPERINTENDENT  
GBH General Hospital and  
GBH Memorial Cancer Hospital  
AIIMS, Udaipur (Raj.)

<b>American International Institute of Medical Sciences</b>				
<b>Pathology Summary - Jan/2020</b>				
	<b>OPD + EMR</b>	<b>IPD</b>	<b>Total</b>	<b>Average</b>
<b>Microbiology</b>	5027	5332	<b>10359</b>	<b>334.16</b>
<b>Biochemistry</b>	29097	13604	<b>42701</b>	<b>1377.45</b>
<b>Clinical Pathology</b>	16543	7840	<b>24383</b>	<b>786.55</b>
<b>Haematology</b>	36004	38381	<b>74385</b>	<b>2399.52</b>
<b>Histopathology</b>	33	229	<b>262</b>	<b>8.45</b>
<b>Cytopathology</b>	203	87	<b>290</b>	<b>9.35</b>
<b>Serology</b>	2396	372	<b>2768</b>	<b>89.29</b>

<b>Microbiology Details</b>	<b>OPD + EMR</b>	<b>IPD</b>	<b>Total</b>	<b>Average</b>
<b>IMMUNOLOGY</b>	882	471	<b>1353</b>	<b>43.65</b>
<b>MYCOLOGY</b>	85	40	<b>125</b>	<b>4.03</b>
<b>PARASITOLOGY</b>	1466	476	<b>1942</b>	<b>62.65</b>
<b>AFB STAINING</b>	16	266	<b>282</b>	<b>9.10</b>
<b>BACTERIOLOGY</b>	1511	123	<b>1634</b>	<b>52.71</b>
<b>VIROLOGY</b>	1067	3956	<b>5023</b>	<b>162.03</b>
<b>Total</b>	<b>5027</b>	<b>5332</b>	<b>10359</b>	<b>334.16</b>

  
**MEDICAL SUPERINTENDENT**  
**GBH General Hospital and**  
**GBH Memorial Cancer Hospital**  
**AIIMS, Udaipur (Raj.)**