


**American International Institute of Medical Sciences**

**Department Wise Summary - Aug/2018**


<b>Department Name</b>	<b>OPD</b>	<b>Admissions</b>	<b>Discharge</b>	<b>Deaths</b>	<b>Major Surgeries</b>	<b>Minor Surgeries</b>
General Surgery	3549	300	286		196	199
Orthopaedic	2370	128	116		66	71
Paediatrics	2074	166	147			
ENT	1457	70	65		25	48
Obs & Gynae	2161	228	209		66	57
Ophthalmology	1433	59	53		33	47
Dermatology	1644	43	41			
General Medicine	4224	583	549	2		
Dental	1390	1	1			66
Psychiatry	1360	39	36			
TB & Chest	1774	53	51			
Casualty & Trauma	2180	0	0			65
<b>Total</b>	<b>25616</b>	<b>1670</b>	<b>1554</b>	<b>2</b>	<b>386</b>	<b>553</b>

  
**MEDICAL SUPERINTENDENT**  
**GBH General Hospital and**  
**GBH Memorial Cancer Hospital**  
**AIIMS, Udaipur (Raj.)**

<b>American International Institute of Medical Sciences</b>					
<b>OPD Data (New Registration &amp; Follow-ups) - Aug/18</b>					
	<b>Department</b>	<b>New</b>	<b>Follow-ups</b>	<b>Total</b>	<b>Average</b>
1	General Surgery	2378	1171	3549	136.50
2	Orthopaedic	1351	1019	2370	91.15
3	Paediatrics	1385	689	2074	79.77
4	ENT	949	508	1457	56.04
5	Obs & Gynae	1455	706	2161	83.12
6	Ophthalmology	895	538	1433	55.12
7	Dermatology	1061	583	1644	63.23
8	General Medicine	2928	1296	4224	162.46
9	Dental	973	417	1390	53.46
10	Psychiatry	879	481	1360	52.31
11	TB & Chest	1124	650	1774	68.23
	<b>Total</b>	<b>15378</b>	<b>8058</b>	<b>23436</b>	<b>901.38</b>

<b>Casualty Date</b>	
Casualty & Trauma	<b>2180</b>

<b>October-2016 OPD Days</b>	
Total Days	<b>31</b>
Holidays	<b>5</b>
OPD Days	<b>26</b>

  
**MEDICAL SUPERINTENDENT**  
 GBH General Hospital and  
 GBH Memorial Cancer Hospital  
 AIIMS, Udaipur (Raj.)

**American International Institute of Medical Sciences**

**IPD Data (Admissions / Discharges / Bed Occupancy / Deaths) - Aug/2018**

**Admissions Summary**

	Department	Admissions	Average
1	General Surgery	300	9.68
2	Orthopaedic	128	4.13
3	Paediatrics	166	5.35
4	ENT	70	2.26
5	Obs & Gynae	228	7.35
6	Ophthalmology	59	1.90
7	Dermatology	43	1.39
8	General Medicine	583	18.81
9	Dental	1	0.03
10	Psychiatry	39	1.26
11	TB & Chest	53	1.71
12	Casualty	0	0.00
	<b>Total</b>	<b>1670</b>	<b>53.87</b>


**Discharge Summary**

	Department	Discharges	Average
1	General Surgery	286	9.23
2	Orthopaedic	116	3.74
3	Paediatrics	147	4.74
4	ENT	65	2.10
5	Obs & Gynae	209	6.74
6	Ophthalmology	53	1.71
7	Dermatology	41	1.32
8	General Medicine	549	17.71
9	Dental	1	0.03
10	Psychiatry	36	1.16
11	TB & Chest	51	1.65
12	Casualty	0	0.00
	<b>Total</b>	<b>1554</b>	<b>50.13</b>

**Bed Occupancy**

	Department	Avg Occupancy
1	General Surgery	79.09
2	Orthopaedic	75.02
3	Paediatrics	73.29
4	ENT	76.13
5	Obs & Gynae	69.57
6	Ophthalmology	73.66
7	Dermatology	76.50
8	General Medicine	77.36
9	Psychiatry	74.60
10	TB & Chest	85.24
	<b>Average Occupancy</b>	<b>76.05</b>

<b>Total Deaths</b>	<b>2</b>
---------------------	----------

  
**MEDICAL SUPERINTENDENT**  
**GBH General Hospital and**  
**GBH Memorial Cancer Hospital**  
**AIIMS, Udaipur (Raj.)**


**American International Institute of Medical Sciences**

**Surgery & Delivery Data - Aug/2018**

<b>Major Surgery</b>			
	<b>Department</b>	<b>Major</b>	<b>Average</b>
1	<b>General Surgery</b>	196	6.32
2	<b>ENT</b>	25	0.81
3	<b>Ophthalmology</b>	33	1.06
4	<b>Othropedics</b>	66	2.13
5	<b>Obs &amp; Gynea</b>	66	2.13
	<b>Total</b>	<b>386</b>	<b>12.45</b>

<b>Minor Surgery</b>			
	<b>Department</b>	<b>Minor</b>	<b>Average</b>
1	<b>General Surgery</b>	199	6.42
2	<b>ENT</b>	48	1.55
3	<b>Ophthalmology</b>	47	1.52
4	<b>Othropedics</b>	71	2.29
5	<b>Obs &amp; Gynea</b>	57	1.84
6	<b>Casualty</b>	65	2.10
7	<b>Dental</b>	66	2.13
	<b>Total</b>	<b>553</b>	<b>17.84</b>


<b>Delivery</b>			
	<b>Department</b>	<b>Delivery</b>	<b>Average</b>
1	<b>Normal Delivery</b>	40	1.29
2	<b>LSCS</b>	20	0.65
	<b>Total</b>	<b>60</b>	<b>1.94</b>

  
**MEDICAL SUPERINTENDENT**  
**GBH General Hospital and**  
**GBH Memorial Cancer Hospital**  
**AIIMS, Udaipur (Raj.)**

**American International Institute of Medical Sciences**


**Radiology & ECG Data - Aug/2018**

		Total	Average
1	X-Ray	2867	92.48
2	Special X-Ray	128	4.13
3	Mamography	26	0.84
4	USG	1605	51.77
5	ECG	1618	52.19
6	CT Scan	133	4.29

  
MEDICAL SUPERINTENDENT  
GBH General Hospital and  
GBH Memorial Cancer Hospital  
AIIMS, Udaipur (Raj.)

<b>American International Institute of Medical Sciences</b>				
<b>Pathology Summary - Aug/2018</b>				
	<b>OPD + EMR</b>	<b>IPD</b>	<b>Total</b>	<b>Average</b>
<b>Microbiology</b>	4532	2482	<b>7014</b>	<b>226.26</b>
<b>Biochemistry</b>	20499	6646	<b>27145</b>	<b>875.65</b>
<b>Clinical Pathology</b>	14279	3240	<b>17519</b>	<b>565.13</b>
<b>Haematology</b>	20164	22516	<b>42680</b>	<b>1376.77</b>
<b>Histopathology</b>	44	145	<b>189</b>	<b>6.10</b>
<b>Cytopathology</b>	129	61	<b>190</b>	<b>6.13</b>
<b>Serology</b>	1854	245	<b>2099</b>	<b>67.71</b>

<b>Microbiology Details</b>	<b>OPD + EMR</b>	<b>IPD</b>	<b>Total</b>	<b>Average</b>
<b>IMMUNOLOGY</b>	541	173	<b>714</b>	<b>23.03</b>
<b>MYCOLOGY</b>	49	22	<b>71</b>	<b>2.29</b>
<b>PARASITOLOGY</b>	1279	294	<b>1573</b>	<b>50.74</b>
<b>AFB STAINING</b>	16	93	<b>109</b>	<b>3.52</b>
<b>BACTERIOLOGY</b>	1640	84	<b>1724</b>	<b>55.61</b>
<b>VIROLOGY</b>	1007	1816	<b>2823</b>	<b>91.06</b>
<b>Total</b>	<b>4532</b>	<b>2482</b>	<b>7014</b>	<b>226.26</b>

  
**MEDICAL SUPERINTENDENT**  
**GBH General Hospital and**  
**GBH Memorial Cancer Hospital**  
**AIIMS, Udaipur (Raj.)**